



WARNING AND SAFETY REMINDERS FOR SCREW , DRAG , AND BUCKET ELEVATOR CONVEYORS

*APPROVED FOR DISTRIBUTION BY THE SCREW CONVEYOR SECTION OF THE
CONVEYOR EQUIPMENT MANUFACTURERS ASSOCIATION (CEMA)*

It is the responsibility of the contractor, installer, owner and user to install, maintain and operate the conveyor, components and, conveyor assemblies in such a manner as to comply with the Williams-Steiger Occupational Safety and Health Act and with all state and local laws and ordinances and the American National Standards Institute (ANSI) B20.1 Safety Code.

In order to avoid an unsafe or hazardous condition, the assemblies or parts must be installed and operated in accordance with the following minimum provisions.

1. Conveyors shall not be operated unless all covers and/or guards for the conveyor and drive unit are in place. If the conveyor is to be opened for inspection cleaning, maintenance or observation, the electric power to the motor driving the conveyor must be **LOCKED OUT** in such a manner that the conveyor cannot be restarted by anyone; however remote from the area, until conveyor cover or guards and drive guards have been properly replaced.
2. If the conveyor must have an open housing as a condition of its use and application, the entire conveyor is then to be guarded by a railing or fence in accordance with ANSI standard B20.1. (Request current edition and addenda)
3. Feed openings for shovel, front loaders or other manual or mechanical equipment shall be constructed in such a way that the conveyor opening is covered by a grating. If the nature of the material is such that a grating cannot be used, then the exposed section of the conveyor is to be guarded by a railing or fence and there shall be a warning sign posted.
4. Do not attempt any maintenance or repairs of the conveyor until power has been **LOCKED OUT**.
5. Always operate conveyor in accordance with these instructions and those contained on the caution labels affixed to the equipment.

6. Do not place hands, feet, or any part of your body, in the conveyor.

7. Never walk on conveyor covers, grating or guards.

8. Do not use conveyor for any purpose other than that for which it was intended.

9. Do not poke or prod material into the conveyor with a bar or stick inserted through the openings.

10. Keep area around conveyor drive and control station free of debris and obstacles.

11. Eliminate all sources of stored energy (materials or devices that could cause conveyor components to move without power applied) before opening the conveyor

12. Do not attempt to clear a jammed conveyor until power has been **LOCKED OUT**.

13. Do not attempt field modification of conveyor or components.

14. Conveyors are not normally manufactured or designed to handle materials that are hazardous to personnel. These materials which are hazardous include those that are explosive, flammable, toxic or otherwise dangerous to personnel. Conveyors may be designed to handle these materials. Conveyors are not manufactured or designed to comply with local, state or federal codes for unfired pressure vessels. If hazardous materials are to be conveyed or if the conveyor is to be subjected to internal or external pressure, manufacturer should be consulted prior to any modifications.

CEMA insists that disconnecting and locking out the power to the motor driving the unit provides the only real protection against injury. Secondary safety devices are available; however, the decision as to their need and the type required must be made by the owner-assembler as we have

no information regarding plant wiring, plant environment, the interlocking of the screw conveyor with other equipment, extent of plant automation, etc. Other devices should not be used as a substitute for locking out the power prior to removing guards or covers. We caution that use of the secondary devices may cause employees to develop a false sense of security and fail to lock out power before removing covers or guards. This could result in a serious injury should the secondary device fail or malfunction.

There are many kinds of electrical devices for interlocking of conveyors and conveyor systems such that if one conveyor in a system or process is stopped other equipment feeding it, or following it can also be automatically stopped.

Electrical controls, machinery guards, railings, walkways, arrangement of installation, training of personnel, etc., are necessary ingredients for a safe working place. It is the responsibility of the contractor, installer, owner and user to supplement the materials and services furnished with these necessary items to make the conveyor installation comply with the law and accepted standards.

Conveyor inlet and discharge openings are designed to connect to other equipment or machinery so that the flow of material into and out of the conveyor is completely enclosed.


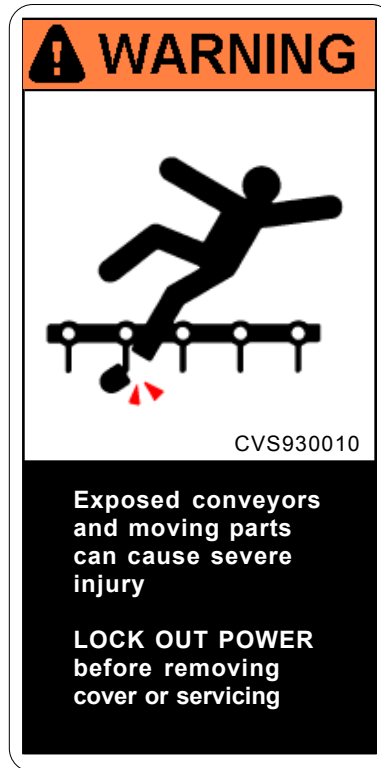
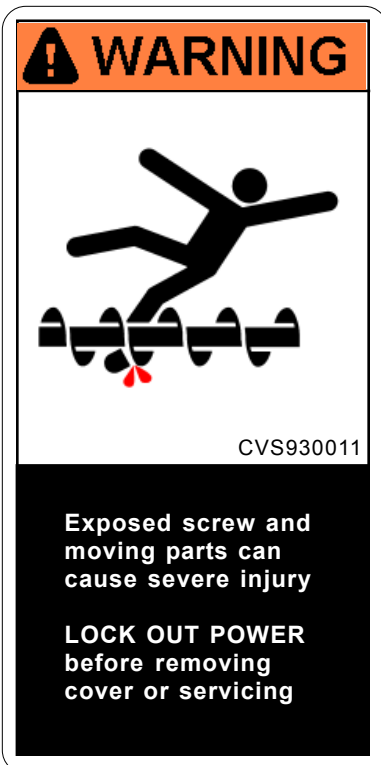
One or more warning labels should be visible on conveyor housings, conveyor covers and elevator housings. If the labels attached to the equipment become illegible, please order replacement warning labels from the OEM or CEMA.

The Conveyor Equipment Manufacturers Association (CEMA) has produced an audio-visual presentation entitled "Safe Operation of Screw Conveyors, Drag Conveyors, and Bucket Elevators." CEMA encourages acquisition and use of this source of safety information to supplement your safety program.

**SEE OTHER SIDE FOR
SAFETY LABELS**

CEMA Safety Labels

The CEMA safety labels shown below should be used on screw conveyors, drag conveyors, and bucket elevators. Safety labels should be placed on inlets, discharges, troughs, covers, inspection doors & drive guards. See CEMA Safety Label Placement Guidelines on CEMA Web Site: <http://www.cemanet.org/safety/guidelines.html>



PROMINENTLY DISPLAY THESE SAFETY LABELS ON INSTALLED EQUIPMENT

SEE OTHER SIDE FOR SAFETY REMINDERS

Note: Labels alone do not substitute for a thorough in-plant safety training program centered on the hazards associated with operating your installed equipment.

Contact CEMA or Your Equipment Manufacturer for Replacement Labels

CONVEYOR EQUIPMENT MANUFACTURERS ASSOCIATION

6724 Lone Oak Blvd., Naples, Florida 34109

239-514-3441